

STOUT

IRRESISTIBLE
1/2" METAL

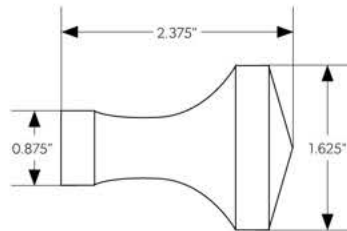
volume 1 book 9001



Finials For 0.5" Metal Rods

SIMPLE, TIMELESS & TRANSITIONAL SHAPES

SHOWN IN #5 CHARDONNAY - SEE CHIP PAGE FOR OTHER FINISHES

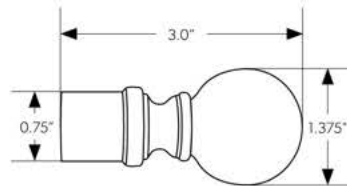


Knob

1M050F1

Sold by the Pair
In Stock, Quick Ship

*NOTE: Maximum Rod Inset - 2.125"
Finial will extend 0.625" above Rod*



Ball

1M050F2

Sold by the Pair
In Stock, Quick Ship

*NOTE: Maximum Rod Inset - 0.825"
Finial will extend 0.5" above Rod*

Finials For 0.5" Metal Rods

SIMPLE, TIMELESS & TRANSITIONAL SHAPES

SHOWN IN #5 CHARDONNAY - SEE CHIP PAGE FOR OTHER FINISHES

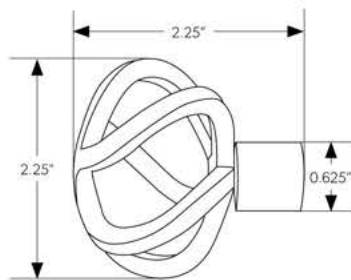
Basket

1M050F3

Sold by the Pair

In Stock, Quick Ship

*NOTE: Maximum Rod Inset - 0.5"
Finial will extend 0.875" above Rod*



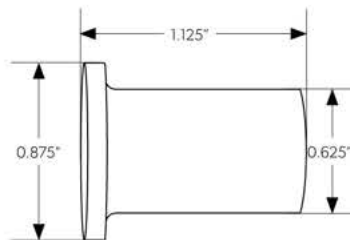
End Cap

1M050F4

Sold by the Pair

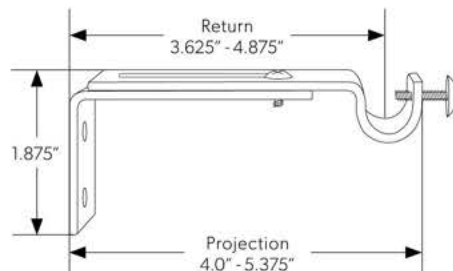
In Stock, Quick Ship

*NOTE: Maximum Rod Inset - 1.0"
Finial will extend 0.25" above Rod*



Brackets For 0.5" Metal Rods

SHOWN IN #5 CHARDONNAY - SEE CHIP PAGE FOR OTHER FINISHES



Standard Bracket

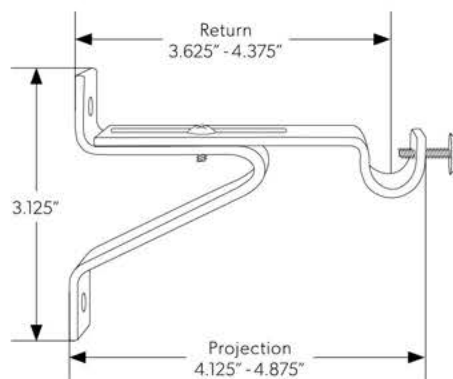
Adjustable

1M050B1

Sold Individually

In Stock, Quick Ship

NOTE: Bracket Base Width - 1.0"



Heavy Duty Bracket

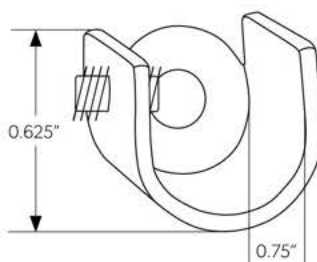
Adjustable

1M050B2

Sold Individually

In Stock, Quick Ship

NOTE: Bracket Base Width - 1.0"
Top of Bracket Base will extend 0.75" above Rod



Inside Mount

1M050B3

Sold by the Pair

In Stock, Quick Ship

NOTE: Mount is 0.065" thick,
reduce rod length by 0.25" from
end to end measurements

Top of Inside Mount is
flush with top of Rod

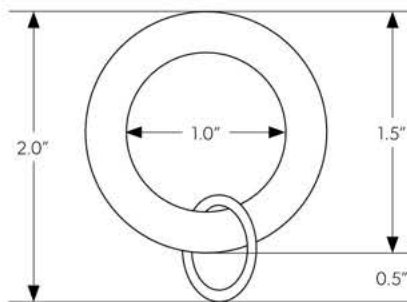
Rings & Wand For 0.5" Metal Rods

SHOWN IN #5 CHARDONNAY - SEE CHIP PAGE FOR OTHER FINISHES

Ring With Loop

1M050C1
10 Rings Per Package
In Stock, Quick Ship

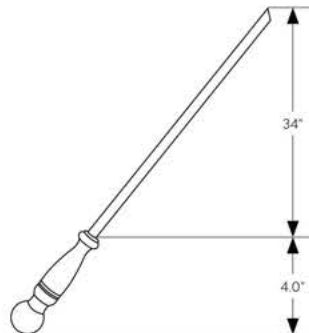
NOTE: Eyelette will rest 1.25" below bottom of Rod



Decorative Wand

1M050A2
Sold Individually
In Stock, Quick Ship

NOTE: Wand has an attached hook at tip (Not Shown).



Metal Rods 0.5"

4, 6, AND 8 FOOT LENGTHS

SHOWN IN #5 CHARDONNAY - SEE CHIP PAGE FOR OTHER FINISHES



Round Metal Rod 0.5" Diameter

11 Gauge Steel

In Stock, Quick Ship

1M050R1

4' Length

1M050R2

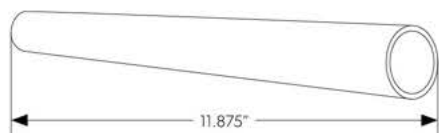
6' Length

1M050R3

8' Length

NOTE: Lengths over 4' should use a center support bracket, depending upon fabric weight.

NOTE: Lengths over 6' should use a center support bracket, regardless of fabric weight.



Internal Metal Rod Splice

1M050A1-1

*NOTE: Installs inside Round Metal Rod.
Use Additional Support Bracket to conceal seam.*

Finishes

SEE CHIP PAGE FOR ACTUAL FINISHES



#1 Black



#2 Espresso



#3 Bronze



#4 Silver



#5 Chardonnay

0.5" Metal Collection

- > Available in 5 Finishes.
- > Heavy Duty Steel Rod construction allows longer spans.
- > Lengths over 4' should use a center support bracket, depending upon fabric weight.
- > Lengths over 6' should use a center support bracket regardless of fabric weight.
- > Rods can be spliced.
- > In Stock, Quick Ship program from our North Carolina Warehouse.
- > Collection is Hand Finished in the U.S.A.
- > Downloadable order forms and pricing available at:
www.estout.com
(To The Trade Only)





ARTISTIC INFLUENCE

1" METAL

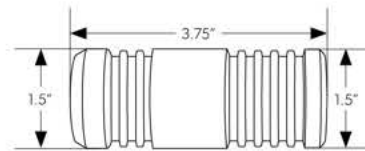
volume 1 book 9002



Finials For 1" Metal Rods

SIMPLE, TIMELESS & TRANSITIONAL SHAPES

SHOWN IN #4 CHROME - SEE CHIP PAGE FOR OTHER FINISHES



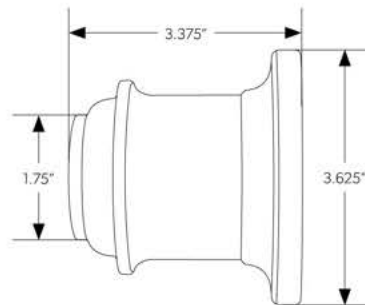
Cylinder

1M100F1

Sold by the Pair

In Stock, Quick Ship

NOTE: Maximum Rod Inset - 0.5\"/>



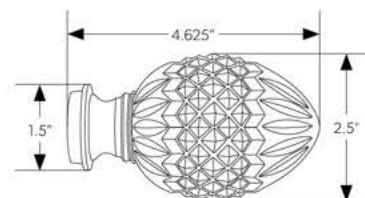
Candlestick

1M100F2

Sold by the Pair

In Stock, Quick Ship

NOTE: Maximum Rod Inset - 0.5\"/>



Acrylic Pineapple

1M100F3

Sold by the Pair

In Stock, Quick Ship

NOTE: Maximum Rod Inset - 0.5\"/>

Finials For 1" Metal Rods

SIMPLE, TIMELESS & TRANSITIONAL SHAPES

SHOWN IN #4 CHROME - SEE CHIP PAGE FOR OTHER FINISHES

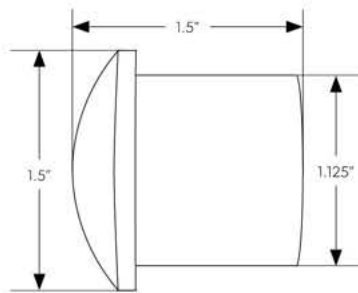
End Cap

1M100F4

Sold by the Pair

In Stock, Quick Ship

*NOTE: Maximum Rod Inset - 0.75"
Finial will extend 0.25" above Rod*



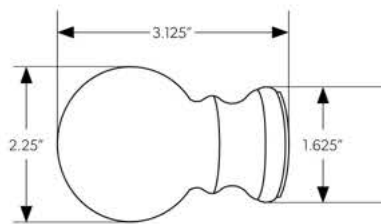
Smooth Iron Ball

1M100F5

Sold by the Pair

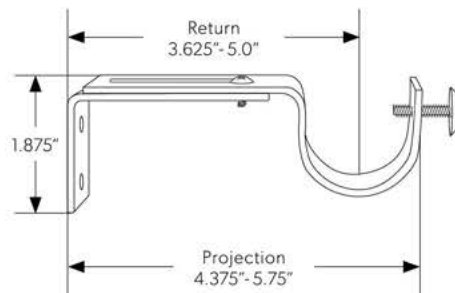
In Stock, Quick Ship

*NOTE: Maximum Rod Inset - 2.875"
Finial will extend 0.625" above Rod*



Brackets For 1" Metal Rods

SHOWN IN #4 CHROME - SEE CHIP PAGE FOR OTHER FINISHES



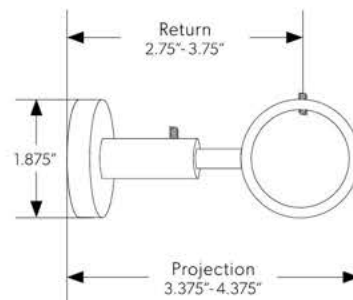
Standard Bracket

Adjustable

1M100B1

Sold Individually
In Stock, Quick Ship

NOTE: Bracket Base Width - 1.0"



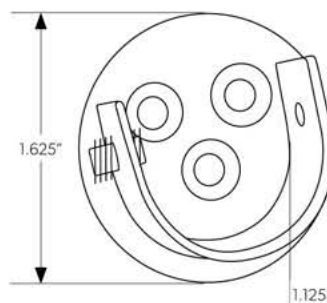
Loop Bracket

Adjustable

1M100B2

Sold Individually
In Stock, Quick Ship

NOTE: Top of Bracket Base will Extend
0.5" Above Rod



Inside Mount

1M100B3

Sold by the Pair
In Stock, Quick Ship

NOTE: Mount is 0.125" thick,
reduce rod length by 0.375" from
end to end measurements

Top of Inside Mount will
extend 0.375" above Rod

Rings & Wand For 1" Metal Rods

SHOWN IN #4 CHROME - SEE CHIP PAGE FOR OTHER FINISHES

Flat Lined Ring

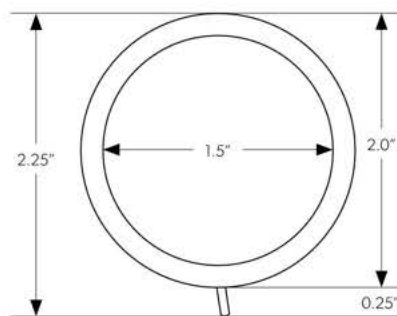
1M100C1

10 Rings Per Package

In Stock, Quick Ship

NOTE: Eyelette will rest 1.0" below bottom of Rod

Rings feature a plastic liner for enhanced gliding across the Rod



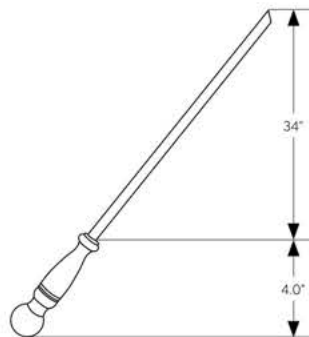
Decorative Wand

1M100A2

Sold Individually

In Stock, Quick Ship

NOTE: Wand has an attached hook at tip (Not Shown).



Metal Rods 1"

4, 6, AND 8 FOOT LENGTHS

SHOWN IN #4 CHROME - SEE CHIP PAGE FOR OTHER FINISHES



Round Metal Rod 1" Diameter

14 Gauge Steel
In Stock, Quick Ship


1M100R1
4' Length

1M100R2
6' Length

1M100R3
8' Length

NOTE: Lengths over 4' should use a center support bracket, depending upon fabric weight.

NOTE: Lengths over 6' should use a center support bracket, regardless of fabric weight.



Internal Metal Rod Splice

1M100A1-1

*NOTE: Installs inside Round Metal Rod.
Use Additional Support Bracket to conceal seam.*

Finishes

SEE CHIP PAGE FOR ACTUAL FINISHES



#1 Black



#2 Espresso



#3 Pewter



#4 Chrome

1" Metal Collection

- > Available in 4 Finishes.
- > Heavy Duty Steel Rod construction allows longer spans.
- > Lengths over 4' should use a center support bracket, depending upon fabric weight.
- > Lengths over 6' should use a center support bracket regardless of fabric weight.
- > Rods can be spliced.
- > In Stock, Quick Ship program from our North Carolina Warehouse.
- > Downloadable order forms and pricing available at:
www.estout.com
(To The Trade Only)





METROPOLITAN
1 1/2" METAL

volume 1 book 9003

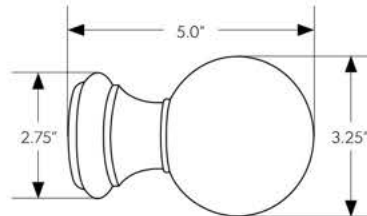


Finials For 1.5" Metal Rods

SIMPLE, TIMELESS & TRANSITIONAL SHAPES

SHOWN IN #3 BRONZE - SEE CHIP PAGE FOR OTHER FINISHES

ALL FINIALS EXCEPT END CAPS COME WITH WOOD PLUGS TO ATTACH FINIALS TO RODS.



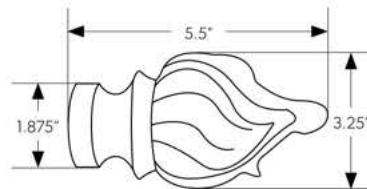
Resin Ball

1M150F1

Sold by the Pair

In Stock, Quick Ship

NOTE: Maximum Rod Inset - 0.25"
Finial will extend 0.875" above Rod



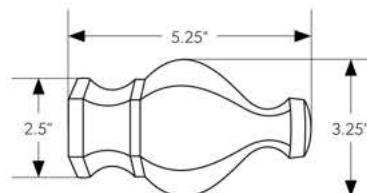
Resin Flame

1M150F2

Sold by the Pair

In Stock, Quick Ship

NOTE: Maximum Rod Inset - 0.25"
Finial will extend 0.875" above Rod



Resin Hex

1M150F3

Sold by the Pair

In Stock, Quick Ship

NOTE: Maximum Rod Inset - 0.25"
Finial will extend 0.875" above Rod

Finials For 1.5" Metal Rods

SIMPLE, TIMELESS & TRANSITIONAL SHAPES

SHOWN IN #3 BRONZE - SEE CHIP PAGE FOR OTHER FINISHES

ALL FINIALS EXCEPT END CAPS COME WITH WOOD PLUGS TO ATTACH FINIALS TO RODS.

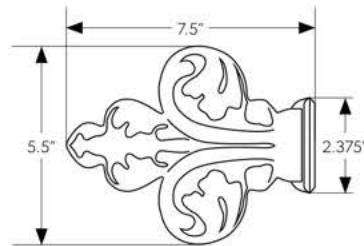
Resin Trefoil

1M150F4

Sold by the Pair

In Stock, Quick Ship

*NOTE: Maximum Rod Inset - 0.25"
Finial will extend 2.0" above Rod*



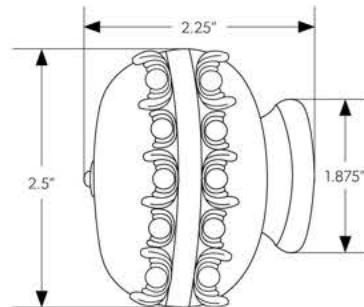
Resin Egg

1M150F5

Sold by the Pair

In Stock, Quick Ship

*NOTE: Maximum Rod Inset - 0.25"
Finial will extend 0.5" above Rod*



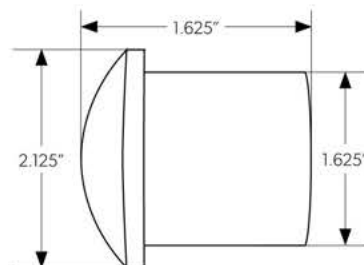
Metal End Cap

1M150F6

Sold by the Pair

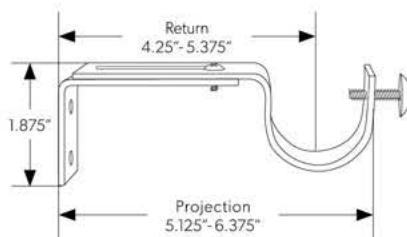
In Stock, Quick Ship

*NOTE: Maximum Rod Inset - 1.125"
Finial will extend 0.375" above Rod*



Brackets For 1.5" Metal Rods

SHOWN IN #3 BRONZE - SEE CHIP PAGE FOR OTHER FINISHES



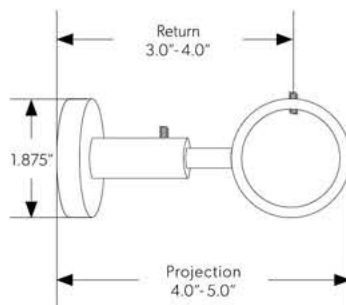
Standard Bracket

Adjustable

1M150B1

Sold Individually
In Stock, Quick Ship

NOTE: Bracket Base Width - 1.0"

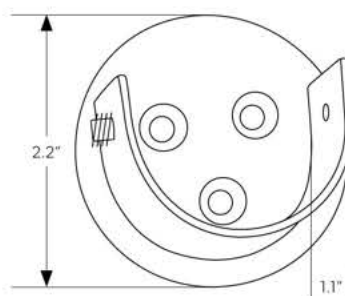


Loop Bracket

Adjustable

1M150B2

Sold Individually
In Stock, Quick Ship



Inside Mount

1M150B3

Sold by the Pair
In Stock, Quick Ship

NOTE: Mount is .075\"/>

*Top of Inside Mount will
extend 0.5\"/>*

Rings & Wand For 1.5" Metal Rods

SHOWN IN #3 BRONZE - SEE CHIP PAGE FOR OTHER FINISHES

Flat Lined Ring

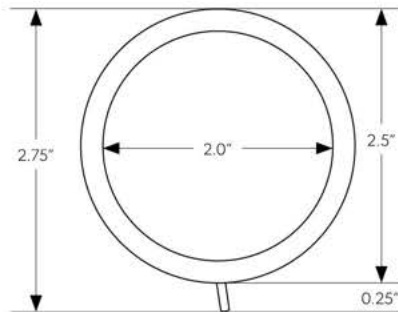
1M150C1

10 Rings Per Package

In Stock, Quick Ship

NOTE: Eyelette will rest 1.0" below bottom of Rod

Rings feature a plastic liner for enhanced gliding across the Rod



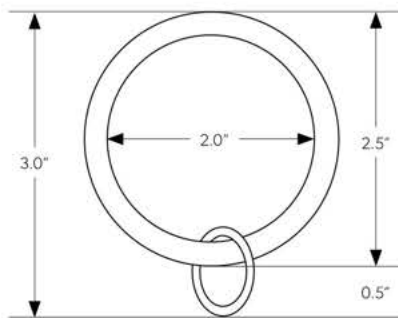
Ring with Loop

1M150C2

10 Rings Per Package

In Stock, Quick Ship

NOTE: Eyelette will rest 1.25" below bottom of Rod



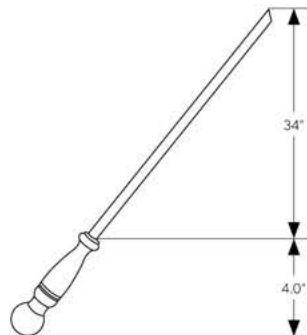
Decorative Wand

1M150A2

Sold Individually

In Stock, Quick Ship

NOTE: Wand has an attached hook at tip (Not Shown).



Metal Rods 1.5"

4, 6, AND 8 FOOT LENGTHS

SHOWN IN #3 BRONZE - SEE CHIP PAGE FOR OTHER FINISHES



Round Metal Rod 1.5" Diameter

16 Gauge Steel

In Stock, Quick Ship

1M150R1

4' Length

1M150R2


6' Length

1M150R3

8' Length

NOTE: Lengths over 4' should use a center support bracket, depending upon fabric weight.

NOTE: Lengths over 6' should use a center support bracket, regardless of fabric weight.



Internal Metal Rod Splice

1M150A1-1

*NOTE: Installs inside Round Metal Rod.
Use Additional Support Bracket to conceal seam.*

Finishes

SEE CHIP PAGE FOR ACTUAL FINISHES



#1 Black



#2 Espresso



#3 Bronze



#4 Silver




#5 Chardonnay

1.5" Metal Collection

- > Available in 5 finishes.
- > Heavy Duty Steel Rod construction allows longer spans.
- > Lengths over 4' should use a center support bracket, depending upon fabric weight.
- > Lengths over 6' should use a center support bracket regardless of fabric weight.
- > Rods can be spliced.
- > In Stock, Quick Ship program from our North Carolina warehouse.
- > Collection is hand finished in the U.S.A.
- > Downloadable order forms and pricing available at:
www.estout.com
(To The Trade Only)





NATURAL BEAUTY

2" WOOD

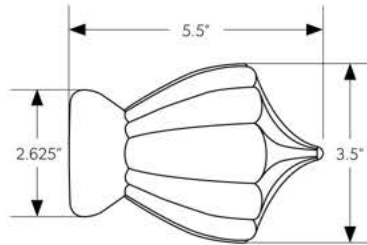
volume 1 book 9000



Finials For 2" Wood Rods

SIMPLE, TIMELESS & TRANSITIONAL SHAPES

SHOWN IN #3 ACORN - SEE CHIP PAGE FOR OTHER FINISHES



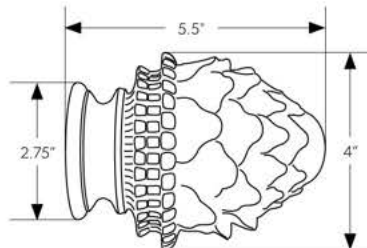
Torch

1W200F1

Sold by the Pair

In Stock, Quick Ship

NOTE: Maximum Rod Inset - 0.25"
Finial will extend 0.75" above Rod



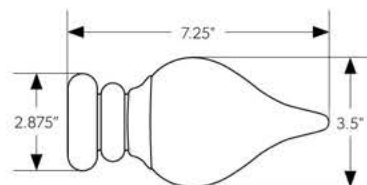
Pineapple

1W200F2

Sold by the Pair

In Stock, Quick Ship

NOTE: Maximum Rod Inset - 0.25"
Finial will extend 1.0" above Rod



Top

1W200F3

Sold by the Pair

In Stock, Quick Ship

NOTE: Maximum Rod Inset - 0.25"
Finial will extend 0.75" above Rod

NOTE: Accented with Antique Metallic Trim. See Front Cover or
www.estout.com/hardware for additional images.

Finials For 2" Wood Rods

SIMPLE, TIMELESS & TRANSITIONAL SHAPES

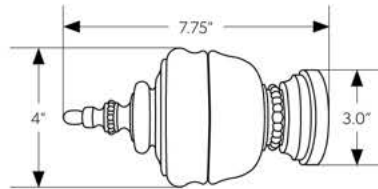
SHOWN IN #3 ACORN - SEE CHIP PAGE FOR OTHER FINISHES

Spindle

1W200F4

Sold by the Pair

In Stock, Quick Ship



NOTE: Maximum Rod Inset - 0.25"
Finial will extend 1.0" above Rod

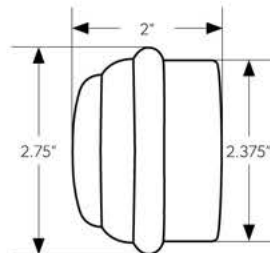
NOTE: Accented with Antique Metallic Trim. See Front Cover or
www.estout.com/hardware for additional images.

End Cap

1W200F5

Sold by the Pair

In Stock, Quick Ship

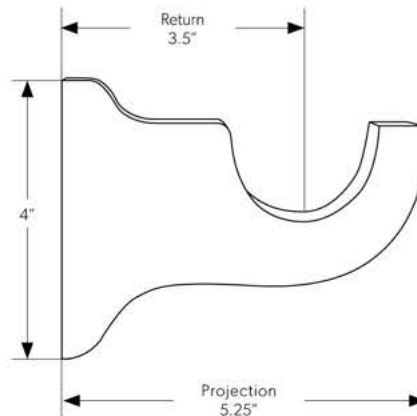


NOTE: Maximum Rod Inset - 0.25"
Finial will extend 0.375" above Rod

Brackets For 2" Wood Rods

SHOWN IN #3 ACORN - SEE CHIP PAGE FOR OTHER FINISHES

ALL BRACKETS FEATURE A HEAVY DUTY HIDDEN STEEL MOUNTING SYSTEM.



Standard Bracket

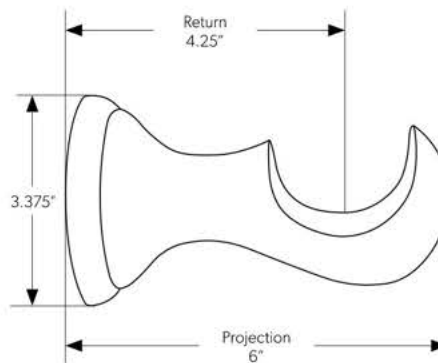
1W200B1

Sold Individually
In Stock, Quick Ship

*NOTE: Top of Bracket
Base is flush with top of Rod*

Bracket Base Width - 1.0"

*Bracket requires 0.5" clearance below
ceiling to slide bracket onto
mounting plate.*



Deluxe Bracket

1W200B2

Sold Individually
In Stock, Quick Ship

*NOTE: Top of Bracket
Base will extend 0.5" above Rod*

Brackets For 2" Wood Rods

SHOWN IN #3 ACORN - SEE CHIP PAGE FOR OTHER FINISHES

ALL BRACKETS FEATURE A HEAVY DUTY HIDDEN STEEL MOUNTING SYSTEM.

Loop Bracket

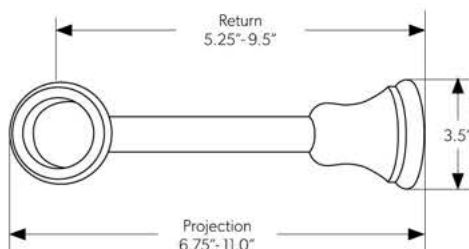
1W200B3

Sold Individually

In Stock, Quick Ship

NOTE: Post may be cut for shorter Projection

Top of Bracket Base will extend 0.75" above Rod



Passing Bracket

1W200B5

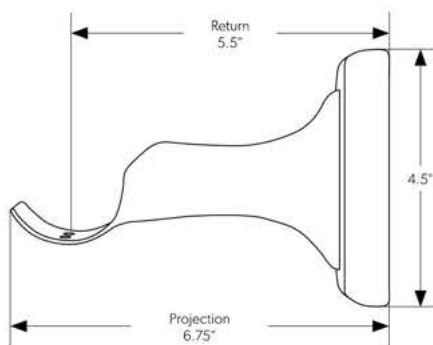
Sold Individually

In Stock, Quick Ship

NOTE: Top of Bracket Base will extend 0.75" above Rod

Bracket Base Width - 2.25"

Bracket requires 0.5" clearance below ceiling to slide bracket onto mounting plate.



NOTE: The new Passing Bracket and C-ring system allow for the continuous flow of curtain panels. The bracket features a hardened steel lip to support the weight of the curtain. For continuous flow you must order the passing C-ring, otherwise the bracket can be used as a standard fixed bracket with 6.75" projection.

Inside Mount

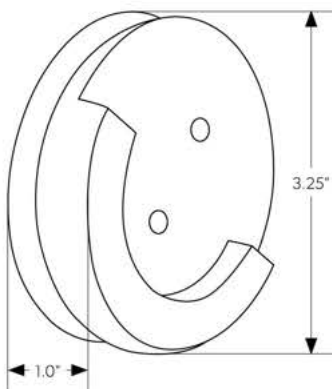
1W200B4

Sold by the Pair

In Stock, Quick Ship

NOTE: Mount is .5" thick, reduce rod length by 1.25" from end to end measurements

Top of Inside Mount will extend 0.75" above Rod



Wood Rods 2" & Wood Joiners

4, 6 AND 8 FOOT LENGTHS

SHOWN IN #3 ACORN - SEE CHIP PAGE FOR OTHER FINISHES



Round Wood Rod 2" Diameter

1W200R1

4' Length

1W200R2

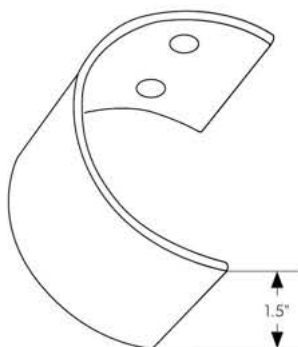
6' Length

1W200R3

8' Length

NOTE: Lengths over 4' should use a center support bracket, depending upon fabric weight.

NOTE: Lengths over 6' should use a center support bracket, regardless of fabric weight.




2" Wood Rod Joiner

1W200A5

Sold Individually
In Stock, Quick Ship

NOTE: Comes with Traverse Track splice for those installations utilizing Traverse Tracks.



Rod Joiner Screw

1W200A3-1

Wood Rings & Wands For 2" Wood Rods

SHOWN IN #3 ACORN - SEE CHIP PAGE FOR OTHER FINISHES

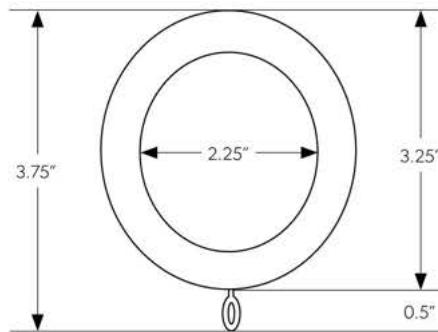
Standard Ring

1W200C1

7 Rings Per Package

In Stock, Quick Ship

NOTE: Eyelette will rest 1.25" below bottom of Rod



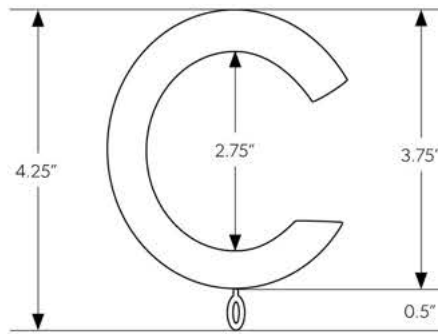
Passing "C" Ring

1W200C2

7 Rings Per Package

In Stock, Quick Ship

NOTE: Eyelette will rest 1.75" below bottom of Rod



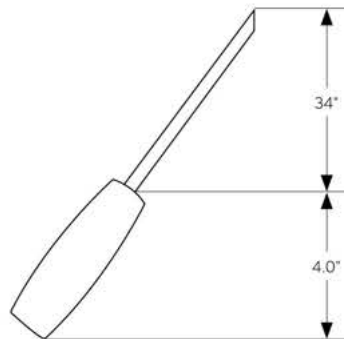
Wood/Metal Wand

1W200A1

Sold Individually

In Stock, Quick Ship

NOTE: Wand has an attached hook at tip (Not Shown).



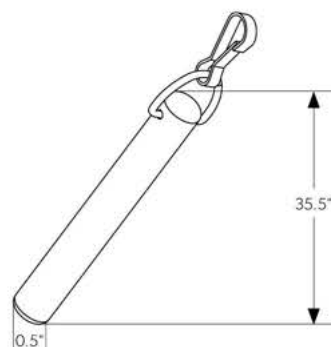
Acrylic Wand

1W200A2-1

Sold Individually

In Stock, Quick Ship

NOTE: Available in Clear Acrylic Only



2" Traverse Rods With Track

SHOWN IN #3 ACORN - SEE CHIP PAGE FOR OTHER FINISHES

SOME ASSEMBLY REQUIRED; CARRIERS NOT INCLUDED.



Traverse Track with Fascia

Traverse Track is Brown
In Stock, Quick Ship

1W200R4
4' Length

1W200R5
6' Length

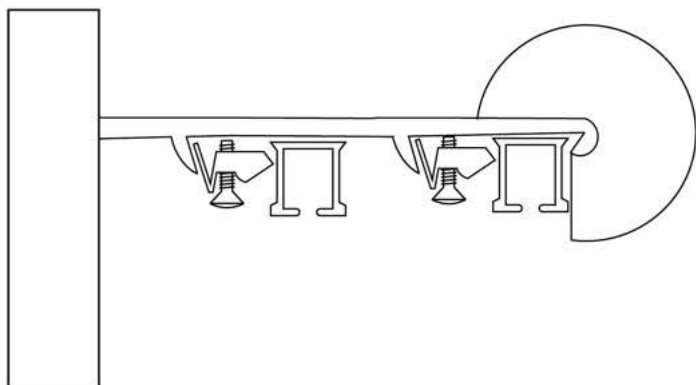
1W200R6
8' Length

NOTE: Lengths over 4' should use a center support bracket, depending upon fabric weight.

NOTE: Lengths over 6' should use a center support bracket, regardless of fabric weight.

Double Traverse Track with Fascia

Traverse Track is Brown
In Stock, Quick Ship



1W200R7
4' Length

1W200R8
6' Length

1W200R9
8' Length

NOTE: See Page 8 for Dimensions

Please Visit Pages 12 and 13 or www.estout.com/downloads for Installation Diagrams and Instructions

Traverse Brackets & Faux Rings

SHOWN IN #3 ACORN - SEE CHIP PAGE FOR OTHER FINISHES

Single Traverse Bracket

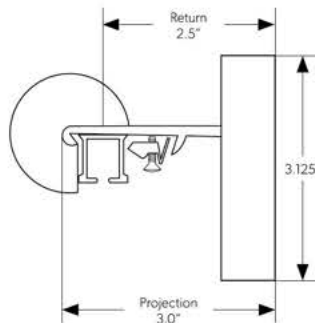
1W200B6

Sold Individually

In Stock, Quick Ship

NOTE: Top of Bracket Base is flush with top of Rod

Bracket Base Width - 1.625"



NOTE: Traverse Brackets should be placed every 3 feet when used with standard weight curtains such as sheers and prints. When used with heavier treatments such as velvets, blackout lined, or treatments longer than 9 feet it is suggested to space brackets every 2 feet for best performance.

Double Traverse Bracket

1W200B7

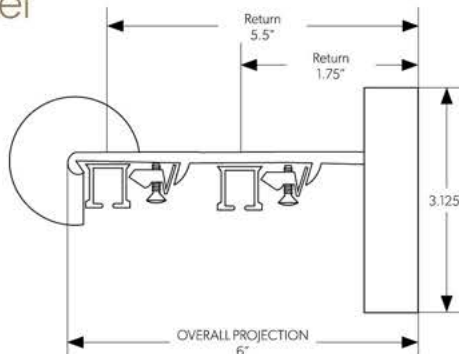
Sold Individually

In Stock, Quick Ship

NOTE: Top of Bracket Base is flush with top of Rod

Bracket Base Width - 1.625"

Can be used as Single Traverse Bracket when a longer projection is desired.



NOTE: Traverse Brackets should be placed every 3 feet when used with standard weight curtains such as sheers and prints. When used with heavier treatments such as velvets, blackout lined, or treatments longer than 9 feet it is suggested to space brackets every 2 feet for best performance.

Faux Ring

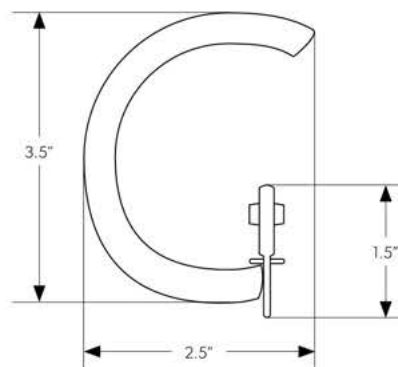
1W200C19

7 Rings Per Package

In Stock, Quick Ship

NOTE: Eyelette will rest 0.75\"/>

Slides in traverse track, adds the illusion of working wood rings, not required for actual operation, only a decorative touch.



Pinch Pleat Traverse Carrier Sets

4, 6, 8 & 12 FOOT LENGTHS

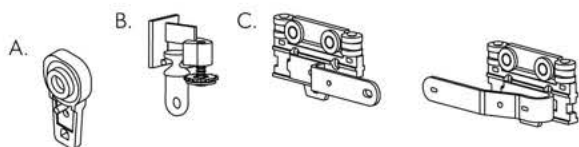
SHOWN IN #3 ACORN - SEE CHIP PAGE FOR OTHER FINISHES

ORDER RODS, TRAVERSE TRACKS, BRACKETS, FAUX RINGS AND FINIALS SEPARATELY.



Each set includes:

- A. 4 Ball Bearing Carriers/ Foot of Rod Length - (Brown)
- B. 2 Pinch Pleat Traverse Track End Stops - (Brown)
- C. 1 Each left and right Master Overlap Carriers - (White)



NOTE: See Page 11 for Dimensions



NOTE: For Double Traverse Tracks Order double the number of sets

Pinch Pleat Sets

(Hand Drawn Operation Only)

1W200C3-1
Pinch Pleat Set 4'

1W200C4-1
Pinch Pleat Set 6'

1W200C5-1
Pinch Pleat Set 8'

1W200C6-1
Pinch Pleat Set 12'

Ripplefold™ Traverse Carrier Sets

4, 6, 8 & 12 FOOT LENGTHS

SHOWN IN #3 ACORN - SEE CHIP PAGE FOR OTHER FINISHES

ORDER RODS, TRAVERSE TRACKS, BRACKETS, FAUX RINGS AND FINIALS SEPARATELY.

RIPPLEFOLD™ IS A TRADEMARK OF KIRSCH

Ripplefold™ Sets

(Hand Drawn Operation Only)

80% Fullness- Carriers Spaced at 2.375"

1W200C7-1

4' Length (22 Carriers)

1W200C8-1

6' Length (34 Carriers)

1W200C9-1

8' Length (44 Carriers)

1W200C10-1

12' Length (66 Carriers)



EACH SET INCLUDES:

A. Ripplefold™ Corded Carriers per selected Fullness - (White)

B. 2 Ripplefold™ Traverse Track End Stops - (Brown & White Mix)

C. 1 each Left and Right Ripplefold™ Master Overlap Carrier - (White)

100% Fullness- Carriers Spaced at 2.125"

1W200C11-1

4' Length (24 Carriers)

1W200C12-1

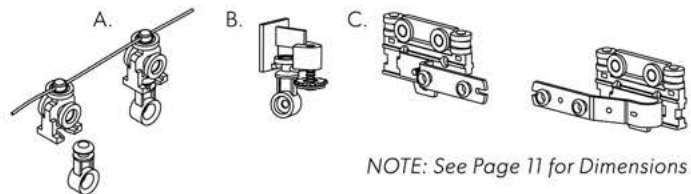
6' Length (36 Carriers)

1W200C13-1

8' Length (48 Carriers)

1W200C14-1

12' Length (72 Carriers)



NOTE: See Page 11 for Dimensions

120% Fullness- Carriers Spaced at 1.875"

1W200C15-1

4' Length (28 Carriers)

1W200C16-1

6' Length (42 Carriers)

1W200C17-1

8' Length (56 Carriers)

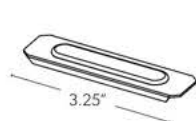
1W200C18-1

12' Length (84 Carriers)

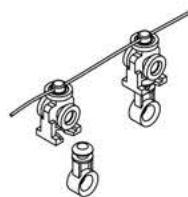


NOTE: For Double Traverse Tracks Order double the number of sets

Traverse Components



Traverse Track splice
1W200A4-1
Zinc



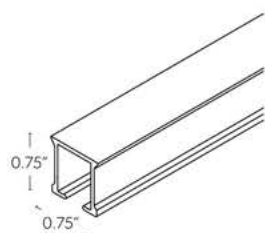
1W200A11-1
Ripplefold™ style corded Carriers
80% fullness (spaced at 2.375")

1W200A11-2
Ripplefold™ style corded Carriers
100% fullness (spaced at 2.125")

1W200A11-3
Ripplefold™ style corded Carriers
120% fullness (spaced at 1.875")

Available - White Only

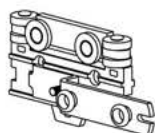
NOTE: Snap will rest 0.75" below bottom of Traverse Track



Traverse Track
4' - 1W200A8-1
6' - 1W200A9-1
8' - 1W200A10-1
Available - Brown Only



1W200A12-1
Ripplefold™ Style End Stop
Available - Brown & White Mix Only
NOTE: Snap will rest 0.75" below bottom of Traverse Track



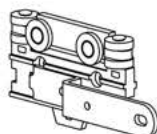
Ripplefold™ Master Overlap Carrier
1W200A7-1
Master Carrier Left
1W200A7-2
Master Carrier Right
Available - White Only
NOTE: Snaps are 1.5" O.C. and rest 0.625" below bottom of Traverse Track



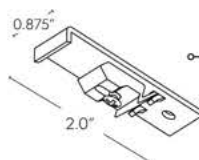
1W200A13-1
Pinch Pleat End Stop
Available - Brown Only
NOTE: Eyelette will rest 0.75" below bottom of Traverse Track



1W200A14-1
Pinch Pleat Ball Bearing Carrier
Available - Brown Only
NOTE: Eyelette will rest 0.75" below bottom of Traverse Track



Pinch Pleat Master Overlap Carriers
1W200A6-1
Master Carrier Left
1W200A6-2
Master Carrier Right
Available - White Only
NOTE: Eyelettes are 3.0" O.C. and rest 0.75" below bottom of Traverse Track

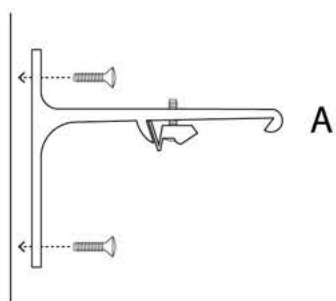


1W200B8-1
Flush Ceiling Bracket
Available - White Only

NOTE: For use in installations utilizing Traverse Track(s) Only (No Wooden Traverse Rod(s))

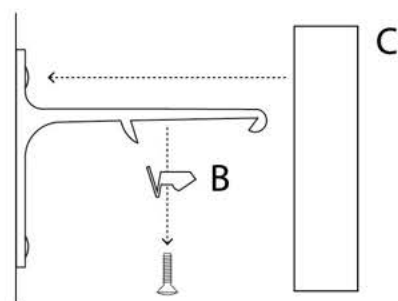
Traverse Installation

①



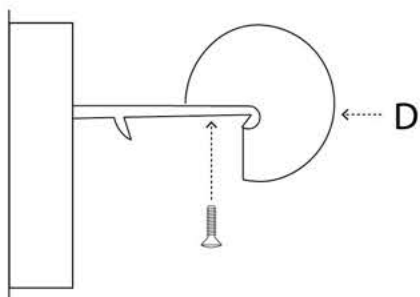
Mount wall brackets (A) to wall with appropriate hardware for wall type.

②



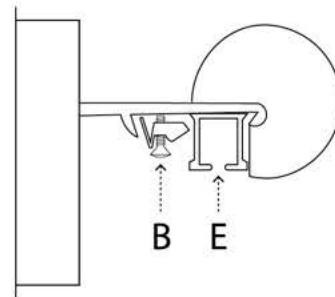
Remove plastic Rod clip (B) and slide on bracket cover plate (C), magnet will hold it in place.

③



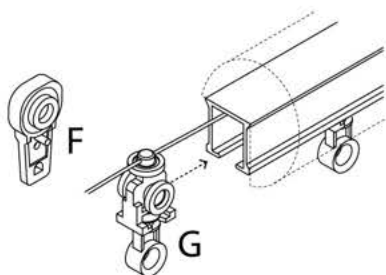
Place decorative wood Rod (D) over bracket arms making sure bracket arm is pushed as far forward as possible into center of wood Rod. Then attach Rod to bracket with included small wood screws.

④



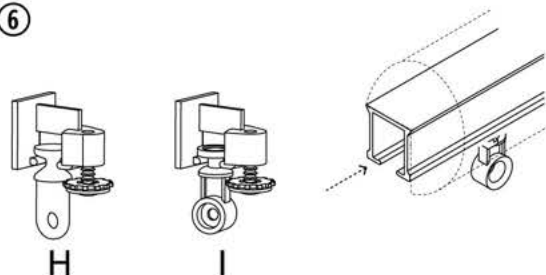
Place metal track (E) under lip of bracket arm and secure with plastic Rod clip (B).

⑤



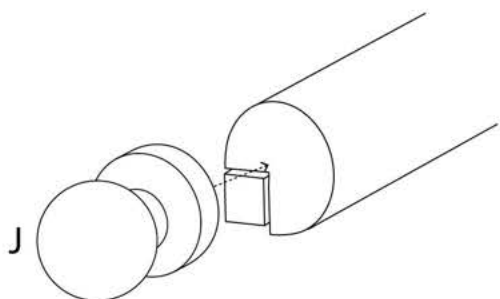
Load either ball bearing carriers (F) for Pinch Pleat or corded Ripplefold™ carriers (G) for Ripplefold™ treatment.

⑥



Insert end stop (H) for Pinch Pleat or (I) for Rippplefold™ into metal track and tighten screw.

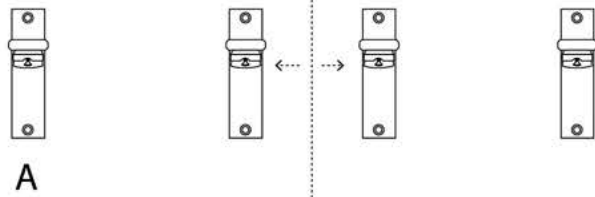
⑦



Screw finial (J) into center of wood Rod.

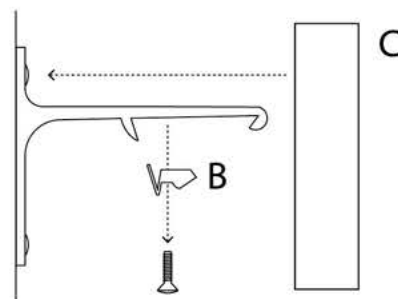
Traverse Splice Installation

①



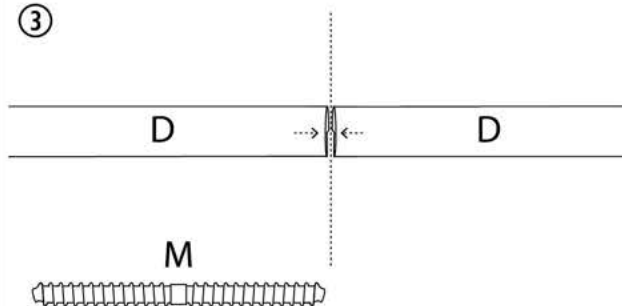
Mount wall brackets (A) to wall with appropriate hardware for wall type; place middle brackets a maximum of 4" away from splice.

②



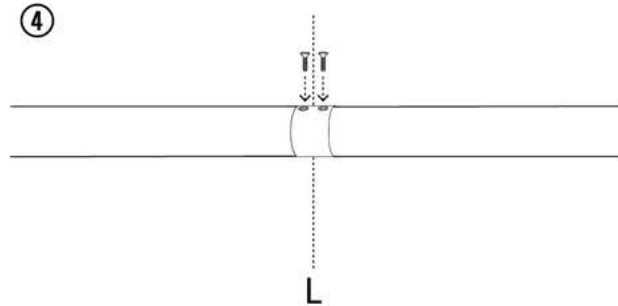
Remove plastic rod clip (B) and slide on bracket cover plate (C), Magnet will hold it in place.

③



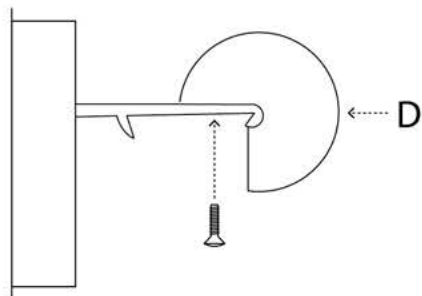
Screw wood rods (D) tightly together using Rod Joiner Screw (M) at center of rods.

④



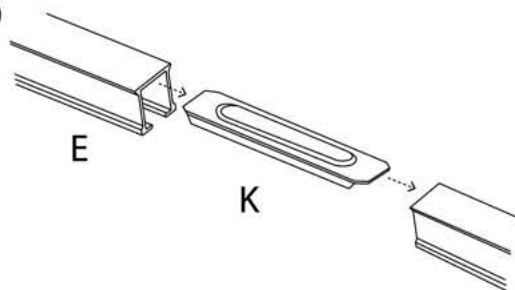
Place Rod Joiner (L) onto seam of rods and screw down on top of rod joiner.

⑤



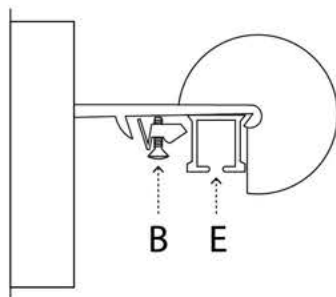
Place joined wood rod (D) over bracket arms making sure bracket arm is pushed as far forward as possible into center of wood rod. Then attach rod to bracket with included small wood screws.

⑥



Slide track splice (K) over top edge of track (E) and hammer on opposite edge of track splice using a rubber mallet. Slide other track on opposite side.

⑦



Place metal track (E) under lip of bracket arm and secure with plastic Rod clip (B).

Continue following Instructions for Traverse Installation, Step 5, on page 12

Finishes

SEE CHIP PAGE FOR ACTUAL FINISHES



#1 Chocolate



#2 Walnut



#3 Acorn



#4 Pickled Oak



#5 Ash

2" Wood Collection

- > Sustainable Plantation Grown Hardwood Construction.
- > All items available in 5 unique furniture grade finishes, each created with a unique 6 step process.
- > 2" diameter rods are available in 4', 6' & 8' lengths.
- > All brackets feature a heavy duty hidden steel mounting system.
- > The new passing bracket and c-ring system allow for the continuous flow of curtain panels. The bracket features a hardened steel lip to support the weight of the curtain. For continuous flow you must order the c-rings, otherwise the bracket can be used as a standard fixed bracket with a 6.75" projection.
- > Standard traverse track features easy glide ball bearing carriers.
- > Lengths over 4' should use a center support bracket, depending upon fabric weight.
- > Lengths over 6' should use a center support bracket regardless of fabric weight.
- > Rods can be spliced.
- > In stock service, quick ship program from our North Carolina warehouse.
- > Downloadable order forms and pricing available at:
www.estout.com
(To The Trade Only)

